




**APPLICATION & DOSAGE**

**SUGAR CANE**



<b>Period / BBCH</b>	<b>Before planting</b>	<b>Cane plant 45 - 60 days after planting</b>	<b>After harvest</b>	<b>Cane regrowth 45 - 60 days after cutting</b>	<b>After harvest</b>
<b>Product</b>					
<i>penergetic b</i> 3000 - Soil	500g - 3kg/ha		500g - 3kg/ha		500g - 3kg/ha
<i>penergetic p</i> 4000 - Plant		600g/ha		600g/ha	

Application can be made in powder  or liquid  form. To evaluate the liquid application quantity (molasses) the values of the powder application can be used by changing the unit from gramm (g) to milliliter (ml). Combinations of the carrier material are possible too.

W.A.M.L.E.G.S. guidelines to be noted.

**Application for sugar cane.**